



重型多片縱鋸機

Superior Quality Maximum Dependability of Performance

優秀的品質及強大可靠性能




■ M14-2

Max. depth of cut 最大鋸切厚度: 120mm
Max. sawblade diameter 最大鋸片直徑: 360mm

■ M14-6

Max. depth of cut 最大鋸切厚度: 145mm
Max. sawblade diameter 最大鋸片直徑: 410mm



www.mnj-taiwan.com.tw

ABOUT MICK & JACK MACHINERY

With the outstanding quality and performance, Mick & Jack Machinery have been fully approved by customers in Taiwan and overseas. Since the company established, we have always strived hard to pursuing the constant upgrade of technologies and the quality of machine.

專業製造 木工機械、木工機器

專業設計製造木工縱鋸機及薄片框鋸機的萬代利機械公司，以其優異的機械品質與性能，深獲國內外客戶的肯定。自從公司創立以來，我們不斷追求技術及品質的提升，因此，我們的技術研發部工程師，除了針對現有產品不斷改良，以提升機器性能，並且不斷開發新機種，以因應更高效率、更簡易操控的要求。



萬代利機械股份有限公司
MICK & JACK MACHINERY CO., LTD.

No.306, Kedong Rd., Hemei, Changhua 508, Taiwan
台灣 508彰化縣和美鎮克東路306號
Tel: 886-4-7331101 • Fax: 886-4-7331201
E-mail: mnj.taiwan@msa.hinet.net
[Http://www.mnj-taiwan.com.tw](http://www.mnj-taiwan.com.tw)



M12 M14-2 M14-6

Heavy Duty Multi-Blade Rip Saw

OUTSTANDING FEATURES :

- Exclusively designed lubricator provides excellent lubrication performance.
- The link chain features no gap running for added safety protection.
- Eccentric adjustment of spindle.
- Brigand small wood pressure plates allows for extremely cutting on short or thick workpieces.
- 3 rows anti-kickback fingers at infeed end.
- Powered elevation of pressure mechanism is optional.
- Wide range of variable feed speed from 6.7 to 35 m/min.
- Ruggedly constructed throughout for maximum stability of operation.
- Precision saw arbor gives accurate and smooth cut.
- Powerful 40HP saw motor.

優異特性：

- 特殊設計自動潤滑器，提供最佳潤滑性能。
- 履帶運轉無間隙，提升安全性。
- 主軸採用偏心式調整。
- 大小壓料板適合短料，及厚料鋸切。
- 入料端附3排反彈片。
- 壓料機構電動昇降為選購配備。
- 廣域送料速度6.7~35米/分。
- 全機結構穩重，操作穩定性佳。
- 機密的主軸構造，保證縱鋸高精度，動作順暢。

Heavy Duty Multi-Blade Rip Saw

Superior Quality Maximum Dependability of Performance

重型多片縱鋸機

優秀的品質及強大可靠性能



MICK & JACK MACHINERY CO., LTD.
萬代利機械股份有限公司



■ M12

Max. depth of cut 最大鋸切厚度: 95mm
Max. sawblade diameter 最大鋸片直徑: 305mm



最短鋸切長度: 180mm
Min. working length: 180mm

M12
M14-2
M14-6

Heavy Duty Multi-Blade Rip Saw



重型多片縱鋸機



Newly Designed Link Chain

- The special link chain features no-gap running preventing the danger of hand clamping or chips from falling into the machine.
- The link chain is manufactured from durable cast iron, providing high breaking strength over 24000kgs.
- The feed rail is manufactured from alloy steel, hardened to over HRC 50° for maximum durability and wear resistance.

特殊履帶設計

- 特殊設計之履帶，運轉無間隙。
- 可避免操作者手被夾傷或木屑落入機器內。
- 履帶採用高張力鑄鐵製成，抗破壞強度高達24000公斤以上。



Small Pressure Plate

The small wood pressure plate is applied when cutting thick workpieces. The big and the small pressure plate is easy to change.

小壓料板

小壓料板適合厚料鋸切時使用。大小壓料板更換極為方便。




Variable Feed Speed

The wide range of variable feed speed from 6.7 to 35 meters per minute makes this machine ideal for cutting all types of wood material. Front mounted speed regulation wheel provides operation convenience.

無段送料速度

廣域的送料速度範圍6.7~35米/分，使本機適合各款硬木料。前置式速度調整輪，增加調整之方便性。




Laser Unit (Optional)

By using the laser for indicating saw path, wood can be fast and accurately moved for resawing operation.

鐳射 (選購配備)

雷射燈光鋸路顯示裝置，可快速準確的移動木料，進行改料作業。



Resaw Conveyor (Optional)

- Linear guide way allows for effortless and smooth smovement of wood in R & L direction. It provides effortless operation especially for heavy wood.
- Air operated fence lock provides fast and firm locking.

改料輸送台 (選購配備)

- 輸送台左右移動採用線性滑軌，木料移動輕盈滑順，特別是在厚重木料情況下，操作者也能有效且輕鬆的執行工作。
- 氣壓式靠板鎖定，快速又穩固。



Length of infeed fence	入料靠板長度	2630 mm
Fence R & L moving distance	左右移動距離	250 mm
Width of roller	滾輪寬度	350 mm

SPECIFICATIONS 機械規格：

MODEL 型號	M12	M14-2	M14-6
Max. depth of cut 最大鋸切厚度	95 mm	120 mm	145 mm
Max. sawblade diameter 最大鋸片直徑	305 mm (12")	360 mm (14")	410 mm (16")
Min. length of cut 最短鋸切長度	180 mm	-	-
Useful length of sawblade bush 鋸片襯套可用長度	300 mm	300 mm	300 mm
Width of feed chain 履帶寬度	300 mm	300 mm	300 mm
Power of saw motor 主軸馬達	30/40/50/60 HP	40/50/60 HP	50/60/75 HP
Feed motor 送料馬達	2 HP	2 HP	2 HP
Speed of saw arbor 主軸轉速	3200 RPM	3200 RPM	3200 RPM
Variable feed speed of chain 履帶無段送料速度	6.7~35 M/min	6.7~35 M/min	6.7~35 M/min
Net weight approx 淨重 (大約)	1500 kg	1830 kg	2000 kg
Packing weight 毛重	1600 kg	2000 kg	2200 kg
Packing dimensions (LxWxH) 裝箱尺寸 (長 x 寬 x 高)	1830 x 1560 x 1610 mm	1850 x 1580 x 1600 mm	1850 x 1700 x 1700 mm

- Specifications, dimensions and design characteristics shown in this catalog are subject to change without prior notice.
- 本公司不斷研究改良，目錄上所示之尺寸及機器特性可能會有變更，恕不另行通知。



Extended Fence

The fence is extended to the center of sawblade for upgrading straightness accuracy of cutting.

加長型導板

導板延伸至鋸片中心，提升入料切割直線精度。



Comprehensive Anti-Kickback Fingers

The machine is Equipped with 3 rows of snit-kickback fingers at the infeed end, combined with side guard, providing comprehensive safety protection for the operator during operation.

完善的防反彈裝置

本機之入料端裝有3排反彈片，配合側面護板，提供操作者最完善的安全保護。




Big Pressure Plate

The specially designed big wood pressure plate holds workpiece firmly for maximum cutting stability. The big pressure plate is especially ideal for cutting short workpieces.

大壓料板

特殊設計的大壓料板，壓料穩固，鋸切穩定性佳。特別適合短料之穩定鋸切。



Efficient Spindle Adjustment

Specially designed eccentric adjustment of spindle. Quiet running of spindle with vibration free performance. The chips are effectively isolated to eliminate fire due to high temperature arised from long time running of motor.

主軸調整方便

主軸調整採用特殊設計的偏心式調整。主軸運轉順暢，不抖動。木屑完全隔離設計，可避免馬達長時間運轉溫度導致火災之危險。



Automatic Power Off

When any guard cover is opened, the power shut off automatically for safety protection.

自動斷電功能

當安全門打開時，電源自動關閉，確保操作者之安全。



Exclusive Lubricator (Patented)

The lubricator delivers oil to link chains. Specially designed lubricator allows lubricant flow synchronizly with chain feed speed to ensure superior lubrication effect.

獨特自動潤滑器 (已專利)

潤滑器提供履帶之最佳潤滑。性能獨特的潤滑器，流量與履帶速度同步調整，展現優異的潤滑效果。